


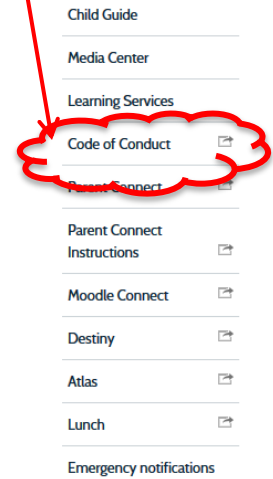
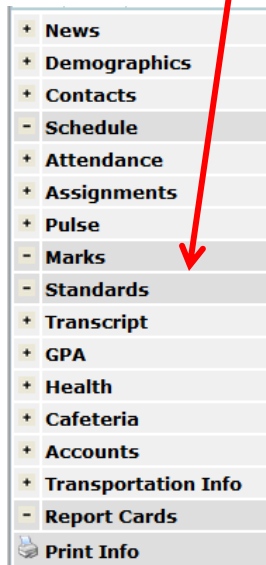
To access your child's Online Report Card:

Log in to My Bloomfield then Parent Portal on www.bloomfield.org



Once you are logged in, click on your child's name to access their profile.

To view your child's grades and comments, click on Marks and Standards on the left side bar.



To view a PDF of your child's report card for printing or saving, click on the link above and to the right of your teacher name in the Marks section. Report cards will be titled 2016-17 GRx S#, where
 x = the student grade
 and # = the term (1 or 2).

The document name should begin with "2016-17" and be followed by your child's grade and the term.
 Example: 2016-17 Gr1 S1

To view teacher typed notes, click on the notepad icon under the word "Notes."

Click on that to open the PDF.

Marks			
Period	Course	Teacher	Comments
Semester 1 Middle School			
			2016-17 GR5 S1

Report Cards			
Title	Notes	Date	Docu
2015-2016 GR4 S2	Way 15/16	06/17/2016	
2015-16 GR4 S1	Way 15/16	02/08/2016	
2016-17 GR5 S1	BHMS 16/17	02/04/2017	

Current and Past report cards are also available through the "Report Cards" tab.