

Part Four
Midyear Budget
Amendment



General Fund

The General Fund accounts for the district's core operations:

- General education
- Special education (non-Center Programs)
- Preschool through 12th grade and beyond, including up to 26 years old for special education students.

Funding Sources

- The Foundation Allowance comprises almost three quarters of the General Fund revenue. The formula is:

Foundation Allowance per pupil x Enrollment

- Annually, through the State's budgeting process, a Foundation Allowance per pupil amount is established and not always known before July 1 when the district must have a budget in place.
- The Foundation Allowance is comprised of State and Local sources, including approved operating millages, capped at the State determined Foundation amount.
- In many years, increases in the Foundation Allowance per pupil is allocated using a "2x" formula where the lowest funded districts receive twice the increase of the highest funded districts, resulting in an overall lower cumulative increase since the enactment of Proposal A.
- Since the enactment of Proposal A, school districts have limited revenue raising ability.

General Fund Budgets - Fiscal Year 2020/2021

	Original Budget	December Budget	Midyear Budget
General Fund – Fund balance as of July 1, 2020 (audited)*	\$20,875,724	\$20,875,724	\$20,875,724
Revenues & Transfers In	91,205,879	95,733,937	96,332,341
Expenditures & Transfers Out	(93,289,914)	(95,482,925)	(96,099,961)
Revenue over (under) expenditures	(2,084,035)	251,012	232,380
General Fund – Fund balance as of June 30,2021 (projected)	\$18,791,689	\$21,126,736	\$21,108,104
Fund balance as a percent of expenditures	20.1%	22.1%	22.0%

General Fund – Midyear Revisions

The December special amendment focused on significant, known changes in key areas such as foundation allowance revenue with updated enrollment, COVID funding and related COVID costs. The midyear amendment has a minimal net change since December; however, a more detailed review resulted in reclassifications within budgeted functions.

**Impact on
Fund Balance
Better (Worse)**

December Amended Budget – Revenue over (under) Expenditures

\$ 251,012

Revenue -

- ✓ Foundation allowance funding – shift between local and state revenue
- ✓ State special education added cost reimbursement, including transportation, net decrease due to a lag in reporting final costs for last year that had less reportable transportation costs, therefore a negative adjustment offset by increased special education instructional added costs with a positive adjustment
- ✓ Federal revenue:
 - FEMA reimbursement is now included based upon recent communications
 - Oakland County CARES Act monies originally classified as interdistrict from the County

598,404

Expenditures -

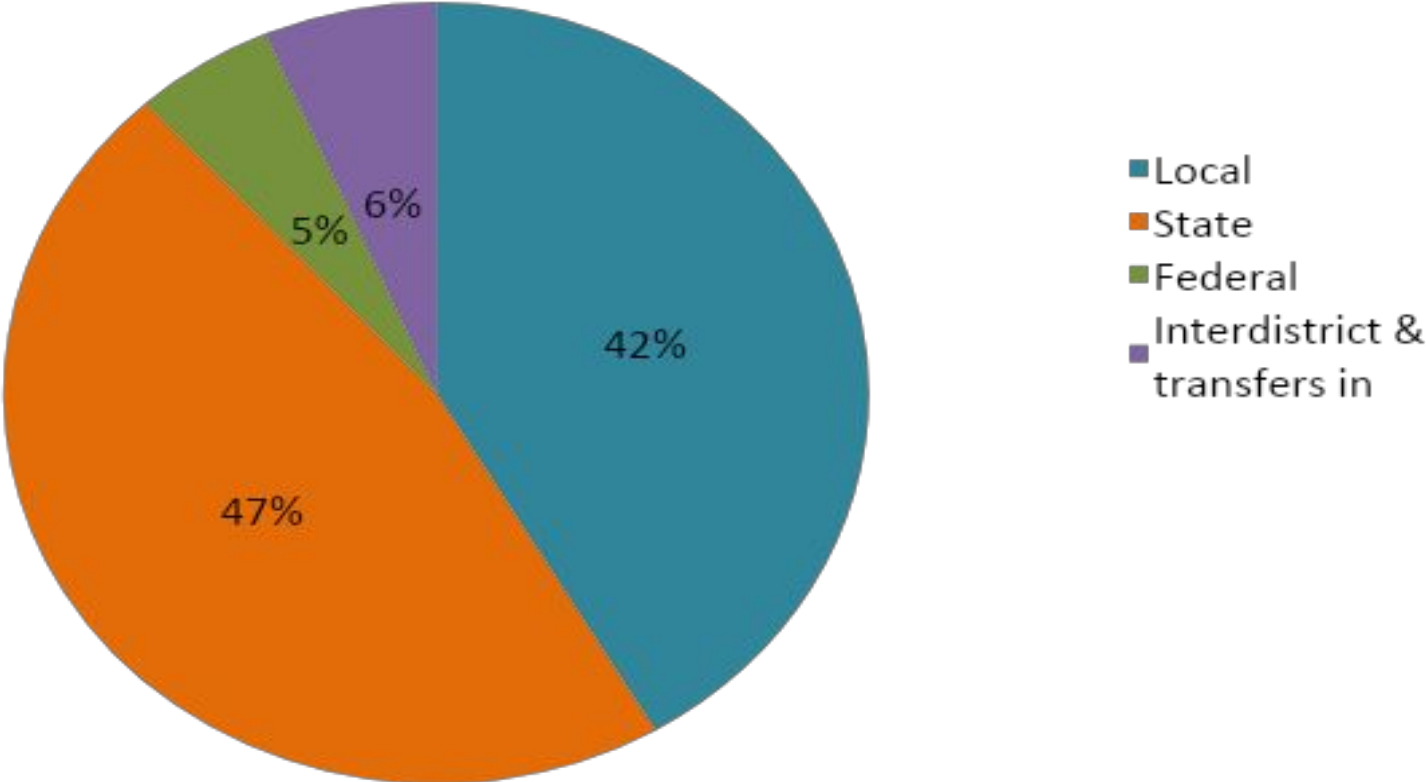
- ✓ Staffing reclassifications for grant funded positions, turnover and severance costs, projected costs for potential added student needs through the remainder of the year
- ✓ Purchased services & supplies, ongoing needs due to COVID

(617,036)

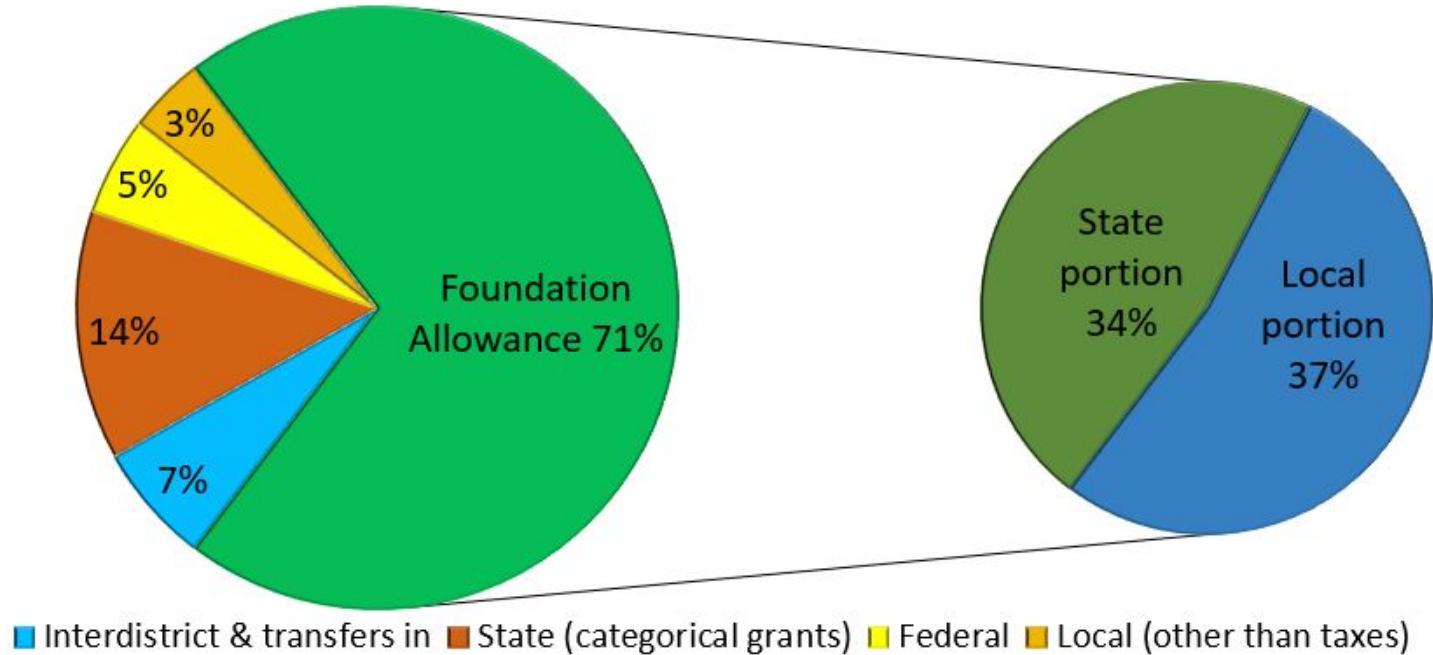
Midyear Budget – Revenue over (under) Expenditures

\$ 232,380

Fiscal Year 2020/2021 - General Fund Revenue Sources

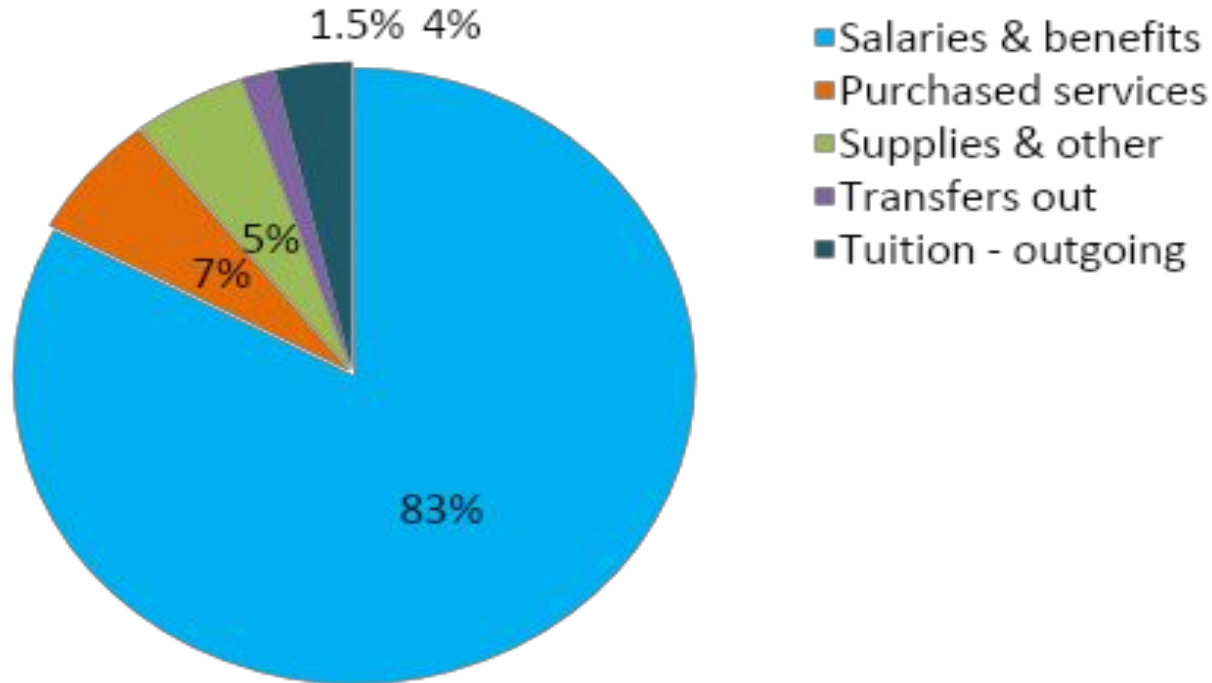


Fiscal Year 2020/2021 - General Fund Foundation Revenue Split



The Foundation Allowance is funded both locally, through non-homestead and hold harmless operating taxes, and by the State School Aid Fund. Approximately \$68 million, or 71% of total revenue represents the per pupil Foundation Allowance funding.

Fiscal Year 2020/2021 - General Fund Expenditures by Object



Our largest cost is our staff totaling about \$80 million, which comprises around 83% of our total General Fund expenditures.

Special Revenue Funds - Fiscal Year 2020/21

	Original Budget	Midyear Budget
Special Revenue Funds – Fund balance as of July 1, 2020*	\$5,960,770	\$7,289,634
Revenues & Transfers In	19,783,908	18,872,261
Expenditures & Transfers Out	(19,538,432)	(19,104,546)
Revenue over (under) expenditures	245,476	(232,285)
Special Revenue Funds – Fund balance as of June 30, 2021 (projected)	\$ 6,206,246	\$ 7,057,349

Special Revenue Funds include: International Academy, Center Program, Recreation/Community Services, Food Services, Hills Activities, Co-Curricular Endowment. The budget for each fund is included in the Board agenda package.

* The July 1, 2020 fund balance is restated in accordance with the implementation of Governmental Accounting Standards Board Statement #84 and reflects the new Hills Activities Fund opening balance of \$1,328,864.



Please visit bloomfield.org for more information

Click the transparency icon on the home page or visit the Finance web pages under Departments

Budget & Finances

Bloomfield Hills Schools Budget

Plante Moran Financial Audits

- [2020 Financial Audit by Plante Moran](#)
- [2019 Financial Audit by Plante Moran](#)
- [2018 Financial Audit by Plante Moran](#)
- [2017 Financial Audit by Plante Moran](#)
- [2016 Financial Audit by Plante Moran](#)

Public Hearings

- [Budget Public Hearing June 25, 2020 - slides](#)
- [Budget Public Hearing June 6, 2019 - video](#)
- [Budget Public Hearing June 6, 2019 - slides](#)
- [Budget Public Hearing June 21, 2018 - video](#)
- [Budget Public Hearing June 21, 2018 - slides](#)
- [Budget Public Hearing June 15, 2017 - video](#)
- [Budget Public Hearing June 15, 2017 - slides](#)
- [Budget Public Hearing June 29, 2016 - video](#)
- [Budget Public Hearing June 29, 2016 - slides](#)
- [Budget Public Hearing June 4, 2015 - slides](#)
- [Budget Public Hearing June 19, 2014 - slide](#)
- [Budget Public Hearing June 20, 2013 - slides](#)
- [Budget Public Hearing June 21, 2012 - slides](#)

Year	Data Status	Indicator Score	Enrollments	Foundation Allowance	Revenues	Expenditures	Fund Balance	Taxable Values
2021	Budget	1	5510	\$12,364	\$91,205,879	\$93,289,914	\$18,791,690	\$3,977,488,738
2021	Amended Budget	0	5510	\$12,364	\$95,733,937	\$95,482,925	\$21,126,736	\$3,977,488,738
2020	Audited	0	5555	\$12,364	\$92,828,645	\$92,352,781	\$20,875,724	\$3,834,253,160
2019	Historic	0	5505	\$12,244	\$91,972,626	\$91,994,886	\$20,399,860	\$3,657,510,341
2018	Historic	0	5609	\$12,124	\$91,140,256	\$91,520,770	\$20,422,121	\$3,500,227,339
2017	Historic	1	5548	\$12,016	\$88,546,335	\$86,269,729	\$20,802,671	\$3,395,089,160
2016	Historic	2	5409	\$12,004	\$84,447,225	\$85,292,854		
2015	Historic	2	5349	\$11,934	\$82,232,047	\$84,906,750		

Messages and Awards

- [ASBO Award for 2019](#)
- [ASBO Award for 2018](#)
- [ASBO Award for 2017](#)
- [ASBO Award for 2016](#)
- [ASBO Award for 2015](#)
- [Winter 2015, A Message from Dr. Rob Glass](#)
- [ASBO Award for 2014](#)



Budget Updates

- [December Budget Revisions- December 17, 2020](#)
- [Midyear Budget Update January 30, 2020](#)
- [Midyear Budget Update February 21, 2019](#)
- [Midyear Budget Update February 15, 2018](#)
- [Midyear Budget Update February 16, 2017](#)
- [Final Budget Update June 2, 2016](#)
- [Midyear Budget Update February 18, 2016](#)
- [Midyear Budget & Forecast Preview February 16, 2014](#)
- [Midyear Budget Progress December 19, 2013](#)
- [Midyear Budget Update February 7, 2013](#)

School Finance Information

Budget Balancing Actions

- + [Fiscal Year 2020-21](#)
- + [Fiscal Year 2019-20](#)
- + [Fiscal Year 2018-19](#)
- + [Fiscal Year 2017-18](#)
- + [Fiscal Year 2016-17](#)
- + [Fiscal Year 2015-16](#)
- + [Fiscal Year 2014-15](#)

Budget and Salary / Compensation Transparency Reporting

- + [Fiscal Year 2020-2021 Board Approved Budget](#)
- + [Fiscal Year 2019-2020 Board Approved Budget](#)
- + [Fiscal Year 2018-2019 Board Approved Budget](#)
- + [Fiscal Year 2017-2018 Board Approved Budget](#)
- + [Fiscal Year 2016-2017 Board Approved Budget](#)
- + [Fiscal Year 2015-2016 Board Approved Budget](#)
- + [Fiscal Year 2014-2015 Board Approved Budget](#)
- + [Personnel Expenditures](#)
- + [Current Operating Expenditures](#)
- + [Current Bargaining Agreements](#)
- + [Employer Sponsored Health Care Plans](#)
- + [Audited Financial Statements](#)
- + [Medical Benefit Plan Bids](#)
- + [Procurement Policy](#)
- + [Expense Reimbursement Policy](#)
- + [Accounts Payable Check Register](#)
- + [Employee Compensation Information](#)
- + [District Paid Association Dues](#)
- + [District Paid Lobbying Costs](#)
- + [Approved Deficit Elimination Plan](#)
- + [District Credit Card Information](#)
- + [District Paid Out-of-State Travel Information](#)
- + [COVID-19 Information](#)
- + [Other Budget Documents](#)
- + [FOIA Procedures & Guidelines](#)
- + [MI School Data](#)
- + [Educator Evaluation Systems Postings and Assurances](#)