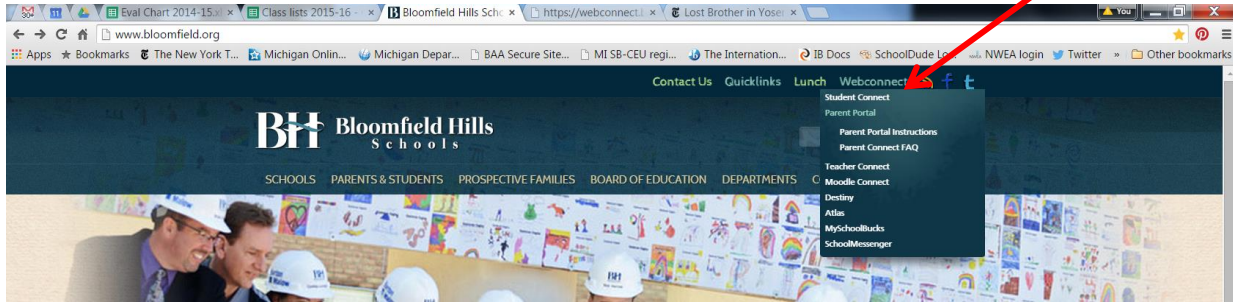


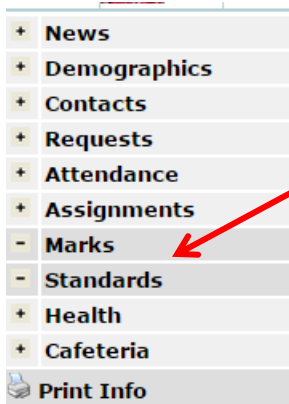
To access your child's Online Report Card:

Log in to Parent Portal on www.bloomfield.org




Once you are logged in, click on your child's name to access their profile.

To view your child's grades and comments, click on Marks and Standards on the left side bar.



To view a PDF of your child's report card for printing or saving, click on the link above and to the right of your teacher name in the Marks section. Report cards will be titled 2015-16 GRx S#, where x = the student grade and # = the term (1 or 2).

To view teacher typed notes, click on the notepad icon under the word "Notes."



Your screen will NOT say "2015 EOY Report Card."

It will begin with "2015-16" and be followed by your child's grade and the term. Example: 2015-16 Gr1 S1

Click on that to open the PDF.

